

# Attraction

for



by Sami Younes

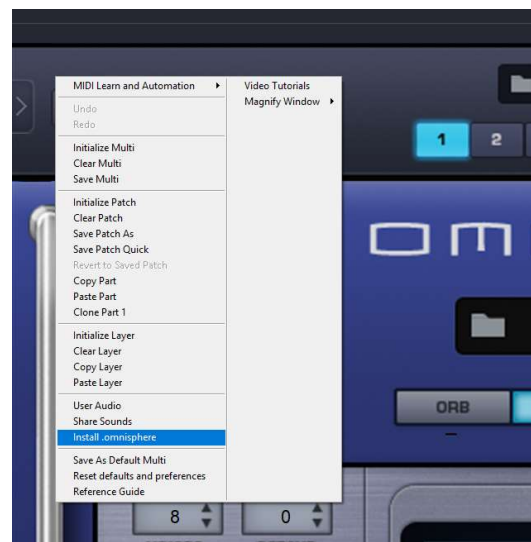
## How to install the patches :

- Unzip the downloaded file.

You will find a file named : *Sami Younes - Attraction.omnisphere*

- Open Omnisphere 2

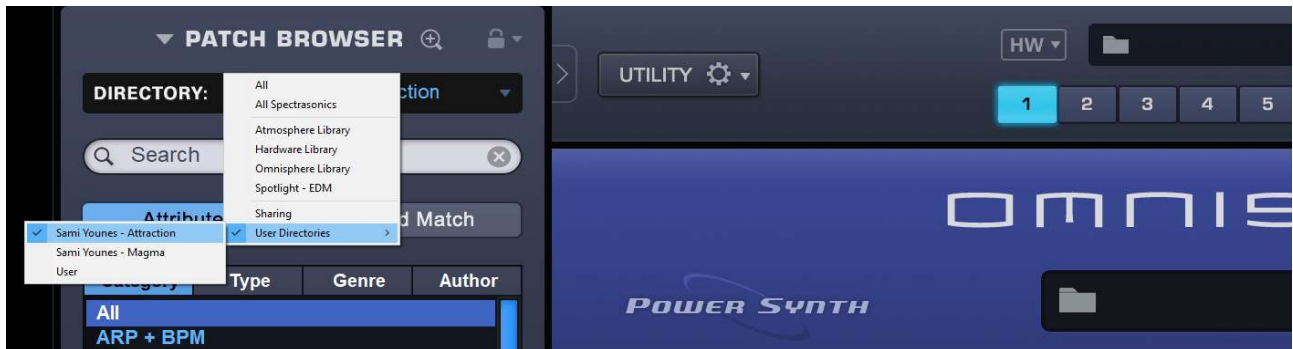
1. Click on the Utility icon.



2. Click *Install .omnisphere*.

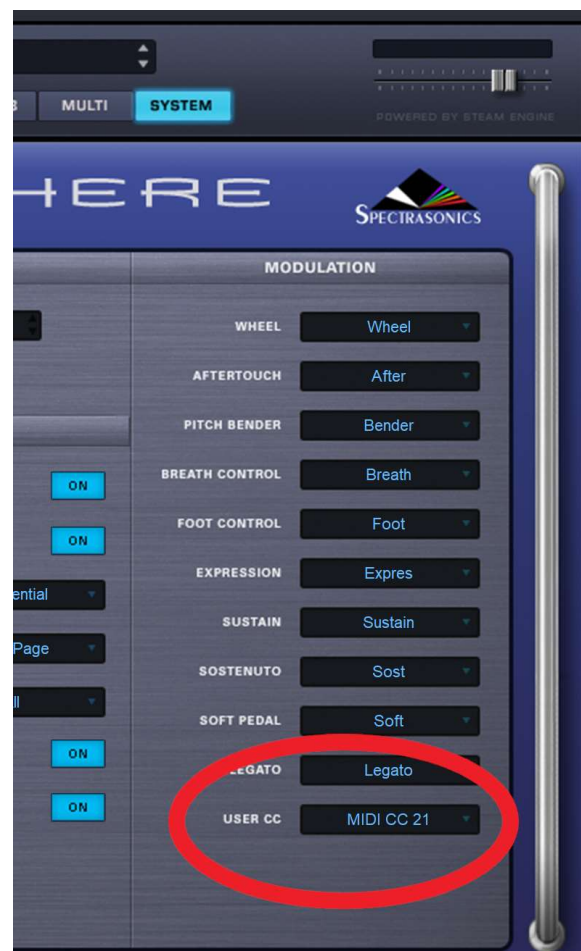
3. Locate : *Sami Younes - Attraction.omnisphere*

4. That's it. The sounds are waiting for you in the directory of the patch browser.



Don't forget that all patches have Velocity, Aftertouch, Modwheel and UserCC assigned.

If it's not already done,  
you need to select a MIDI CC  
for playing with the USER CC  
modulation source. (here CC21)



Please, note that this soundset, or any part of it, may not be redistributed or resold in any way (NFR).

Thank you. Enjoy ! And be inspired !

Sami